



## Stellar Phoenix PST File Splitter

Version 2.0

**Installation Guide**

## Overview

Microsoft Outlook data is stored in the personal folders file that ends with the PST extension. Almost all the data that one stores in various Outlook folders goes in to the PST file linked with that profile. Outlook PST file, also known as Outlook Data File contains all items like emails, alerts, to-do lists, tasks, journals, notes, contacts. Protecting this data is crucial since it contains confidential, personal and financial information.

One of the major threats to Outlook PST is that of size limit being exceeded. This in turn can cause damage to the PST file. Outlook versions before Outlook 2003, had a size limit of 2 GB for the PST files and if the file exceeds this size limit, it can instantly lead to a corruption in the PST file. Inbox Repair Tool or SCANPST fails to work on such large files.

Some versions of Outlook do allow PST file size to grow up to 20 GB. Due to this, danger of PST file getting corrupted is less probable. Still large PST file will take a longer time to start up as well to switch folders or view mail folders. In fact, as the PST file grows larger in size, there is a gradual degradation in the performance of Outlook.

Stellar Phoenix PST File Splitter is a very powerful and robust application that helps you split large PST files into smaller files as per the criteria specified by you.

### Key Features

- Splits PST files on the basis of:
  - Date
  - Size
  - Mail ID
  - Folders
- Allows to split single or multiple files in one operation.
- Saves all your preferences to split files in a batch file.
- You can create your own batch file to automate splitting of multiple files.
- All activities of application are recorded in a log.
- Application doesn't make any changes in the original PST.
- Supports MS Outlook 2000, Outlook 2002 (XP), Outlook 2003 & Outlook 2007

### Limitation

- You can't split corrupted PST files using Stellar Phoenix PST File Splitter. Though you can repair corrupt PST file using [Stellar Phoenix Outlook PST Repair](#).



**Note:** Every time a split operation is performed, a new PST file is created without altering the contents and structure of original PST file. Thus Stellar Phoenix PST File Splitter never causes any damage to your invaluable original PST file.

---

---

# Installation Procedure

Before installing the software, ensure that your system meets minimum system requirements.

## [Minimum System Requirement](#)

- **Processor:** Pentium Class
- **Operating System:** Windows NT4(SP6)/2000/XP/2003/Vista
- **Memory:** Minimum 256 MB (512 MB recommended)
- **Hard Disk:** 15 MB of free space
- **MS Outlook:** 2000, 2002 (XP), 2003, 2007
- **Internet Explorer:** Version 6 or later

## Steps to install Stellar Phoenix PST File Splitter

- Double-click **StellarPhoenixPSTFileSplitter.exe** file to start setup process. The Setup - Stellar Phoenix PST File Splitter dialog box opens. Click **Next**.
- In the License Agreement screen, select '**I accept the agreement**' option. Next button will be enabled. Click **Next**.
- In the 'Select Additional Tasks' screen, mark required check boxes. Click **Next**.
- In the 'Select Destination Location' screen, specify the path by using Browse button where the setup files will be stored. By default it takes the folder 'Program Files' of OS drive to save application files. Click **Next**.
- In the Start Menu Folder screen, provide the path by using Browse button where the program's shortcuts will be stored. Click **Next**.
- In the Ready to Install screen, review the settings. Click **Back** to change settings. After confirming the settings click **Install**. The Installing screen shows the installation process.
- After completing the process, the Completing the Stellar Phoenix PST File Splitter Setup Wizard screen opens. Click **Finish**.

## How to Order

The software can be purchased by making payments online. Please visit <http://www.stellarinfo.com/email-repair/outlook-pst-repair/buy-now.php?Order> for more information and to place an order.

Alternatively, if demo version is installed then select **Order Stellar Phoenix PST File Splitter** icon



on the toolbar. This will open the home page of Stellar Phoenix PST File Splitter from where you can purchase the software.

## How to Register


you will receive the serial number, after your purchase has been successfully processed. This serial number is required to register the software. The serial number will be verified during the registration process and it is valid then software will be registered.

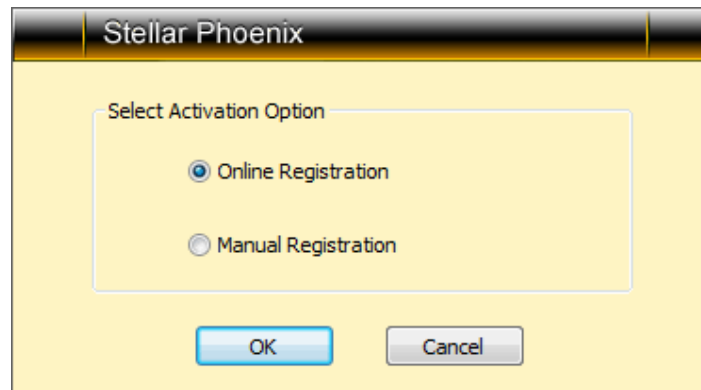
Software can be registered in different ways. These are the methods by using which you can register the software:

- [Registration Over internet](#)
- [Manual Registration](#)

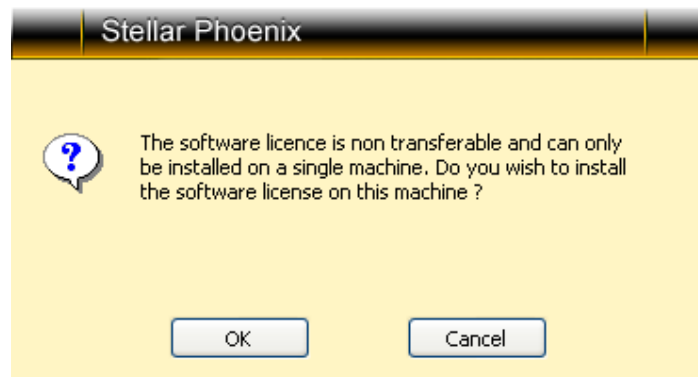
## Registration Over Internet

Once software has been purchased and the Serial Key received, the software needs to be activated.

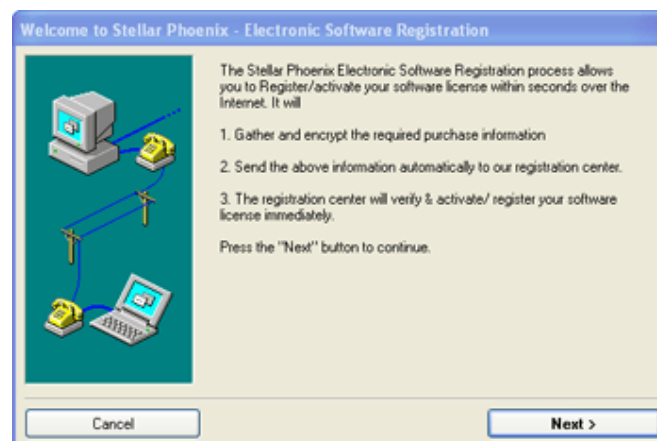
To activate Stellar Phoenix PST File Splitter, click on the activation icon  on the title bar. A new dialog as shown below, is displayed:



Select the option 'Online Registration' to activate Stellar Phoenix PST File Splitter over internet. Once you click 'OK' button, a new dialog appears stating that the license is non transferrable.



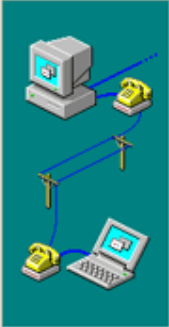
Click 'OK' button and a new dialog as shown below is displayed:



Click 'Next' button. On the next screen you will be asked to enter the 'Serial Number' that you received from the payment gateway after confirmation of your order. Enter the 'Serial Number' and click 'Next'.

Application will show you a confirmation dialog after successful completion of activation procedure.

**Stellar Phoenix - Electronic Registration Wizard**



Congratulations - Software Registration Completed!

The process for electronic registration has been completed. Press "Finish" when you are ready to continue. If you have any problems or questions about your registration, please contact us at: [support@stellarinfo.com](mailto:support@stellarinfo.com)


**Finish**

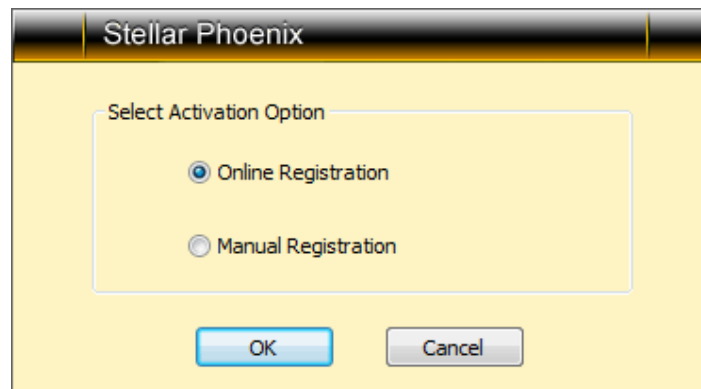
## Manual Registration

Manual Registration of Stellar Phoenix PST File Splitter is very helpful when due to any reason online activation has failed or there is no internet connection available in the system where application has to be activated.

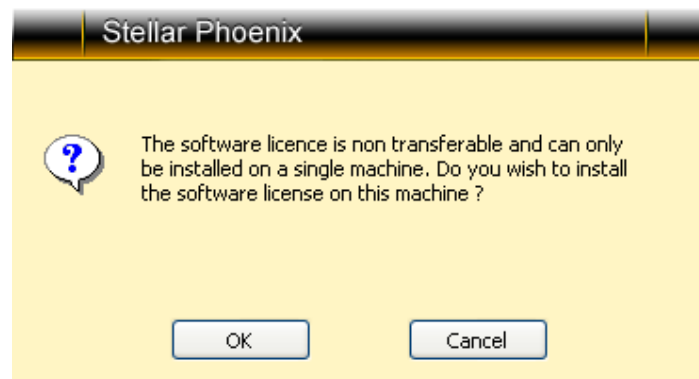
There are two steps that need to be performed to activate Stellar Phoenix PST File Splitter manually.

### Creation of PHX\_REG.txt file

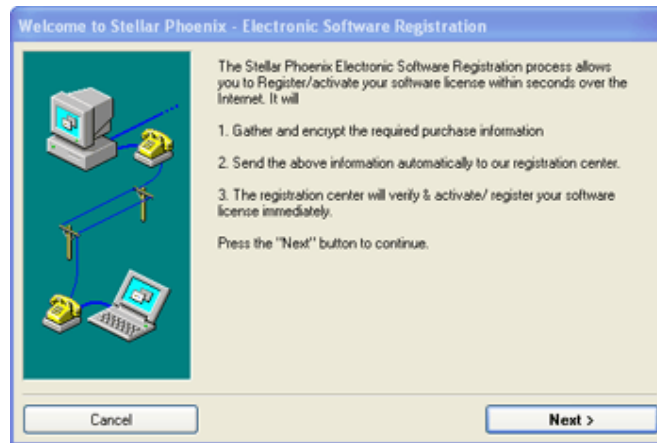
Click on the activation icon  on the title bar. A new dialog as shown below, is displayed:



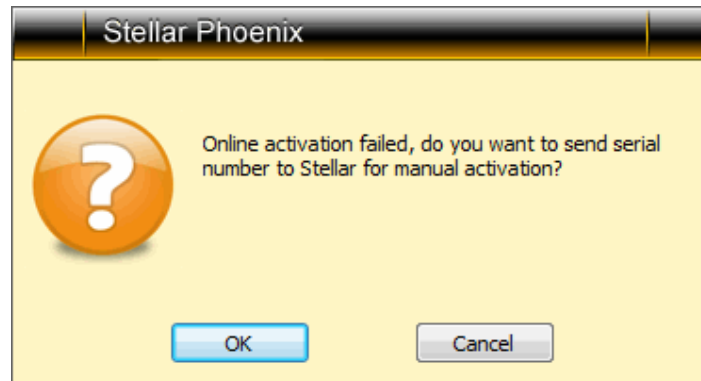
Select the option 'Online Registration'. Once you click 'OK' button, a new dialog appears stating that the license is non transferrable.



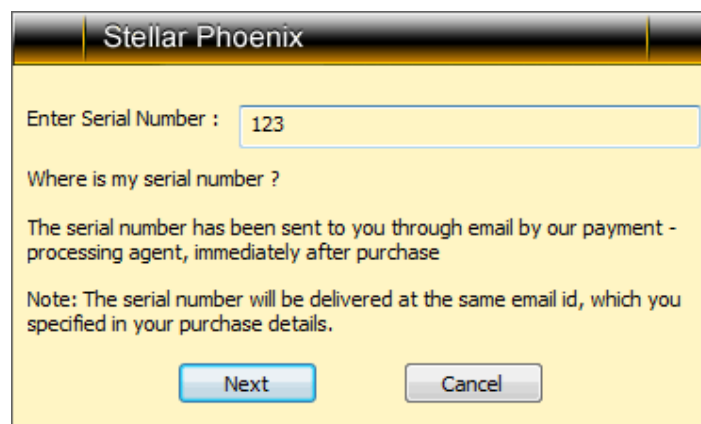
Click 'OK' button and a new dialog as shown below is displayed:



Click 'Cancel' button and a new message is displayed:




Click 'OK' to proceed to a new screen where you need to enter '123' (without quotes) instead of the serial number

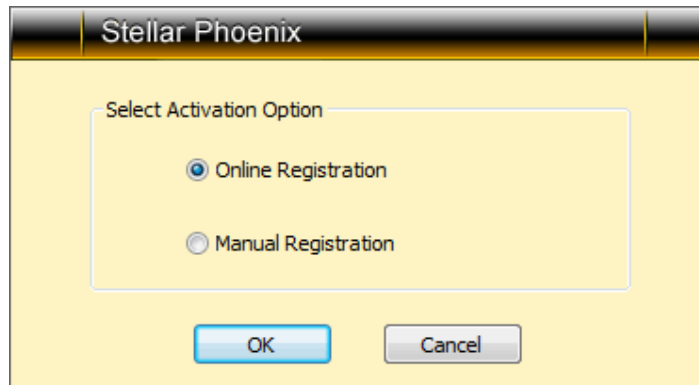


Once you click 'Next' a text file with the name of PHX\_REG.txt is create on the desktop. You need to send this file along with your order details to [support@stellarinfo.com](mailto:support@stellarinfo.com)

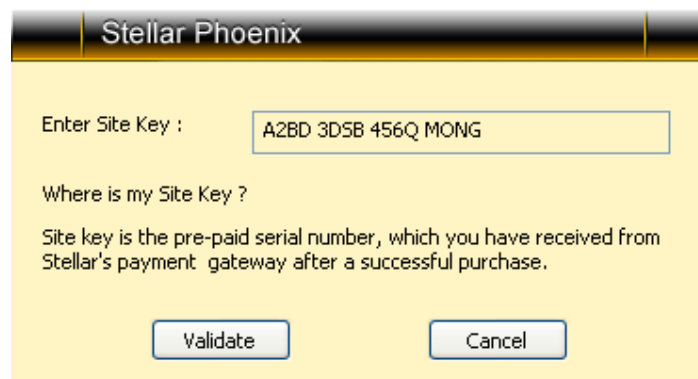
You will receive your site-key from support department to activate your copy of application. Generally we deliver the site-key within 4 hours but this process will not take more than 1 business day in any case.

### Manual Activation

Once you receive site-key Click on the activation icon  on the title bar.



Select the option 'Manual Registration' and enter the site-key in the dialog as displayed below:



Click 'Validate' and your copy of Stellar Phoenix PST File Splitter is activated.

## Copyright

Stellar Phoenix PST File Splitter software, accompanied user guide and documentation are copyright of Stellar Information Systems Ltd., with all rights reserved. Under the copyright laws, this user guide cannot be reproduced in any form without the prior written permission of Stellar Information Systems Ltd. No Patent Liability is assumed, however, with respect to the use of the information contained herein.

**Copyright © 1995-2010 by Stellar Information Systems Ltd. INDIA**

## Disclaimer

The Information contained in this manual, including but not limited to any product specifications, is subject to change without notice.

**STELLAR INFORMATION SYSTEMS LTD PROVIDES NO WARRANTY WITH REGARD TO THIS MANUAL OR ANY OTHER INFORMATION CONTAINED HEREIN AND HEREBY EXPRESSLY DISCLAIMS ANY IMPLIED WARRANTIES OF MERCHANTABILITY OR FITNESS FOR ANY PARTICULAR PURPOSE WITH REGARD TO ANY OF THE FOREGOING STELLAR INFORMATION SYSTEMS LTD ASSUMES NO LIABILITY FOR ANY DAMAGES INCURRED DIRECTLY OR INDIRECTLY FROM ANY TECHNICAL OR TYPOGRAPHICAL ERRORS OR OMISSIONS CONTAINED HEREIN OR FOR DISCREPANCIES BETWEEN THE PRODUCT AND THE MANUAL. IN NO EVENT SHALL STELLAR INFORMATION SYSTEMS LTD, BE LIABLE FOR ANY INCIDENTAL, CONSEQUENTIAL SPECIAL, OR EXEMPLARY DAMAGES, WHETHER BASED ON TORT, CONTRACT OR OTHERWISE, ARISING OUT OF OR IN CONNECTION WITH THIS MANUAL OR ANY OTHER INFORMATION CONTAINED HEREIN OR THE USE THEREOF.**

# License Agreement

Stellar Phoenix PST File Splitter

Copyright © 1995-2010 by Stellar Information Systems Ltd. INDIA

[www.stellarinfo.com](http://www.stellarinfo.com)

All rights reserved.

All product names mentioned herein are the trademarks of their respective owners.

This license applies to the standard-licensed version of Stellar Phoenix PST File Splitter.

## Your Agreement to this License

You should carefully read the following terms and conditions before using, installing or distributing this software, unless you have a different license agreement signed by Stellar Information Systems Ltd.

If you do not agree to all of the terms and conditions of this License then do not copy, install, distribute or use any copy of Stellar Phoenix PST File Splitter with which this License is included, you may return the complete package unused without requesting an activation key within 30 days after purchase for a full refund of your payment.

The terms and conditions of this License describe the permitted use and users of each Licensed Copy of Stellar Phoenix PST File Splitter. For purposes of this License, if you have a valid single-user license, you have the right to use a single Licensed Copy of Stellar Phoenix PST File Splitter. If you or your organization has a valid multi-user license, then you or your organization has the right to use up to a number of Licensed Copies of Stellar Phoenix PST File Splitter equal to the number of copies indicated in the documents issued by Stellar when granting the license.

## Scope of License

Each Licensed Copy of Stellar Phoenix PST File Splitter may either be used by a single person or used non-simultaneously by multiple people who use the software personally installed on a single workstation. This is not a concurrent use license.

All rights of any kind in Stellar Phoenix PST File Splitter, which are not expressly granted in this license, are entirely and exclusively reserved to and by Stellar Information Systems Ltd. You may not rent, lease, modify, translate, reverse engineer, decompile, disassemble or create derivative works based on Stellar Phoenix PST File Splitter nor permit anyone else to do so. You may not make access to Stellar Phoenix PST File Splitter available to others in connection with a service bureau, application service provider or similar business nor permit anyone else to do so.

## Warranty Disclaimers and Liability Limitations.

Stellar Phoenix PST File Splitter and all accompanying software, files, data and materials are distributed and provided AS IS and with no warranties of any kind, whether expressed or implied. In particular, there is no warranty for the quality of data recovered. You acknowledge that good data processing procedure dictates that any program including Stellar Phoenix PST File Splitter must be thoroughly tested with non-critical data before there is any reliance on it and you hereby assume the entire risk of all use of the copies of Stellar Phoenix PST File Splitter covered by this License. This disclaimer of warranty constitutes an essential part of this License.

In addition, in no event does Stellar authorize you or anyone else to use Stellar Phoenix PST File Splitter in applications or systems where its failure to perform can reasonably be expected to result in a significant physical injury or in loss of life. Any such use is entirely at your own risk and you agree to hold Stellar harmless from any and all claims or losses relating to such unauthorized use.

## General

This License is the complete statement of the agreement between the parties on the subject matter and merges and supersedes all other or prior understandings, purchase orders, agreements and arrangements. This License shall be governed by the laws of the State of Delhi, India. Exclusive jurisdiction and venue for all matters relating to this License shall be in courts and fora located in the

State of Delhi, India and you consent to such jurisdiction and venue. There are no third party beneficiaries of any promises, obligations or representations made by Stellar herein. Any waiver by Stellar of any violation of this License by you shall not constitute nor contribute to a waiver by Stellar of any other or future violation of the same provision or any other provision of this License.

**Copyright ©1995-2010 by Stellar Information Systems Ltd. All rights reserved.**

## Trademarks

Stellar Phoenix PST File Splitter® is a registered trademark of Stellar Information Systems Ltd.

Windows 2000 Server®, Windows XP®, Windows 2003®, Windows Vista®, Windows 7®, MS Office and MS Outlook are registered trademarks of Microsoft® Corporation Inc.

All Trademarks Acknowledged.

All other brands and product names are trademarks or registered trademarks of their respective companies.

## Technical Support

Our Technical Support professionals will give solutions for all your queries related to Stellar Products. You can either Call Us or Go Online to our support section <http://stellarinfo.com/esupport/users/kb.php>

---

### Support Helpline

#### Monday to Friday [ 24 Hrs. a day ]

---

USA (Toll free - Pre Sales Queries)	1-866-554-2512
USA (Post Sales Queries)	1-315-220-6245
UK (Europe)	+44-207-993-2293
Germany	+49-180-110-105-0051
Worldwide	+91-921-395-5509
Skype Id	stellarsupport
Email Orders	<a href="mailto:orders@stellarinfo.com">orders@stellarinfo.com</a>

---

### Online Help

- [Chat Live](#) with an Online technician
- Search in our extensive [Knowledge Base](#)
- [Submit Ticket](#) (If our Knowledge Base does not answer your question)
- Login and view [Ticket Status](#) (If you already have a valid Ticket with you)
- [Download Documents](#) on Product Usage ( For Registered members only, i.e, user with login ID. If you are an unregistered user, [click here](#) to create login ID)

## About Stellar

Stellar Information Systems Ltd. is a trusted name in the field of Data Recovery and Data Protection Software for more than a decade.

We provide the widest range of Data Recovery Products. Our range includes Data Recovery Software for almost all Operating Systems and File Systems.

### Product line:

#### Data Recovery

A widest range of data recovery software that helps you recover your valued data lost after accidental format, virus problems, software malfunction, file/directory deletion, or even sabotage!. [More Info >>](#)

#### File Recovery

The most comprehensive range of file undelete and unerase software for Windows and MS office repair tools. [More Info >>](#)

#### Email Recovery

A wide range of mail recovery, mail repair and mail conversion applications for MS Outlook, MS Outlook Express and MS Exchange useful in instances of data loss due to damages and corruption of Email. [More Info >>](#)

#### Data Protection

A wide range of Prevent Data Loss, Data backup and Hard Drive Monitoring Applications to ensure complete data protection against hard drive crash. [More Info >>](#)

#### Data Sanitization

Data cleanup and file eraser utility can delete selected folders, groups of files, entire logical drives, System Traces & Internet traces. Once the data have been removed using Stellar Wipe - Data File eraser utility, it is beyond recovery limits of any Data Recovery Software or utility. [More Info >>](#)

For more information about us, please visit [www.stellarinfo.com](http://www.stellarinfo.com)